



## Lace Knitting Charts \* „Raindrops“ in Rows und Rounds

Right Side



Wrong Side





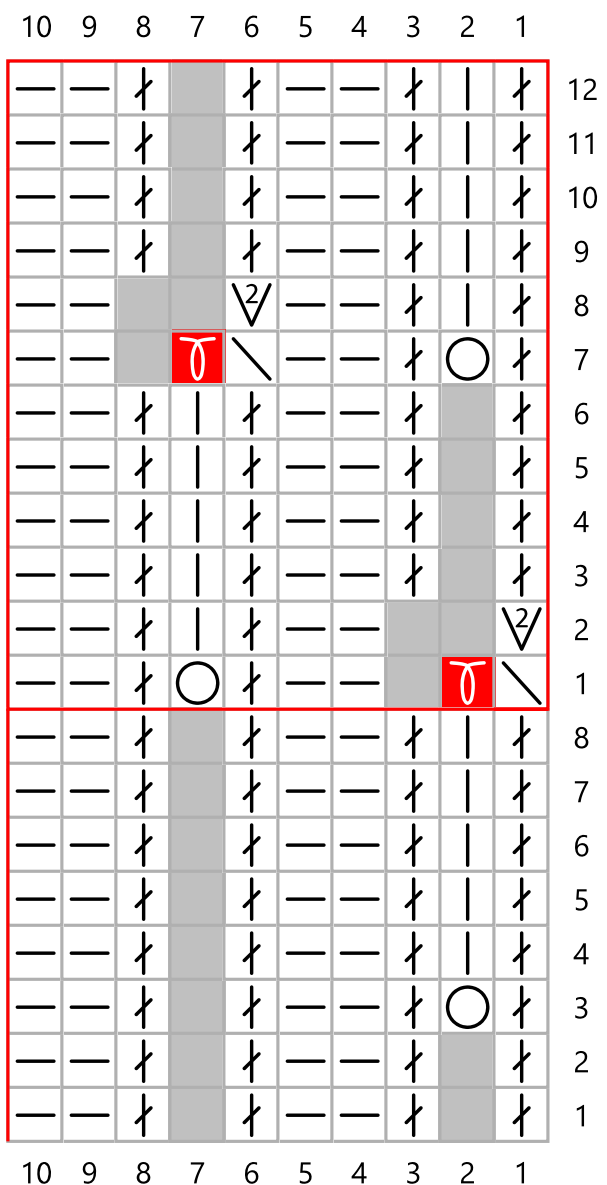
# Lace Knitting Charts \* „Raindrops“ in Rows

	14	13	12	11	10	9	8	7	6	5	4	3	2	1
12	X	↗	↗			↗	■	↗			↗	—	↗	X
	X	↑	↑	—	—	↑	■	↑	—	—	↑		↑	X
10	X	↗	↗			↗	■	↗			↗	—	↗	X
	X	↑	↑	—	—	↑	■	↑	—	—	↑		↑	X
8	X	↗	↗			■	∇			↗	—	↗	X	
	X	↑	↑	—	—	■	∩	↘	—	—	↑	○	↑	X
6	X	↗	↗			↗	—	↗			↗	■	↗	X
	X	↑	↑	—	—	↑		↑	—	—	↑	■	↑	X
4	X	↗	↗			↗	—	↗			↗	■	↗	X
	X	↑	↑	—	—	↑		↑	—	—	↑	■	↑	X
2	X	↗	↗			↗	—	↗			■	∇	X	
	X	↑	↑	—	—	↑	○	↑	—	—	■	∩	X	
8	X	↗	↗			↗	■	↗			↗	—	↗	X
	X	↑	↑	—	—	↑	■	↑	—	—	↑		↑	X
6	X	↗	↗			↗	■	↗			↗	—	↗	X
	X	↑	↑	—	—	↑	■	↑	—	—	↑		↑	X
4	X	↗	↗			↗	■	↗			↗	—	↗	X
	X	↑	↑	—	—	↑	■	↑	—	—	↑	○	↑	X
2	X	↗	↗			↗	■	↗			↗	■	↗	X
	X	↑	↑	—	—	↑	■	↑	—	—	↑	■	↑	X













- Number of stitches multiple of 8 + 2 + 2 edge stitches
- Pattern repeat 8 stitches x 12 rows repeat rows 1-12
- No stitch - just ignore!
- X edge stitch
- | knit
- ↑ knit through back loop
- purl
- ↗ purl through back loop
- yarn over
- ↘ slip knitwise twice, knit together through back loop
- ∇ double stitch = knit plus knit through back loop
- ∩ drop stitch
- drop stitch - in this case drop middle stitch = slip 1, drop the next, slip 1, knit both together through back loop
- 1-8 preparation rows

# Lace Knitting Charts \* „Raindrops“ in Rounds

Strickmuster by nadelspiel.com \* Raindrops / Rounds



## Symbols

-  Number of stitches multiple of 8
-  Pattern repeat 8 stitches x 12 rounds repeat rounds 1-12
-  No stitch - just ignore!
-  knit
-  knit through back loop
-  purl
-  yarn over
-  slip knitwise twice, knit together through back loop
-  double stitch = knit plus knit through back loop
-  drop stitch - in this case drop middle stitch = slip 1, drop the next, slip 1, knit both together through back loop
-  drop stitch
-  1-8 = preparation rounds